

Description:

The purpose of the section is to provide guidelines for the UMCP Design Standards for Parking lot and space designations and configurations must be approved by the Department of Campus Parking.

Related Sections:

- TBD

Effective Date:

September 30, 2004

Applicable Standards:

- TBD

General Requirements:**1. Garages**

- Minimum space size of 8.5' x 16'
- Height Clearance-minimum of 6'8"
- Elevator Shafts-Designed to allow access to clean the outside of the car window, or have contractor provide a system which will allow for cleaning of the windows
- Elevator Pits - Design pit with Oil/Grit Separation system (see item above)
- Wash-down capabilities for both cleaning and general maintenance include:
 - The wash-down process consists of a University mobile vehicle equipped with a storage tank which accepts a 1-1/2 inch threaded hose connection to fill the tank. The maintenance process consists of a 3/4 inch threaded hose connection for normal FM - Grounds maintenance.
 - Each parking level shall contain the following hose bibs installations:
 - Wash-down Hose bibs shall be located 150 feet apart, a minimum of two (2). Supply piping shall be 1-1/2 inch type L copper with a 1-1/2" threaded hose connection outlet.
 - One (1) maintenance hose bib located at or near the center of structure. Supply piping shall be 3/4" I.D. type L copper with a 3/4" threaded hose connection outlet.
 - All hose bibs shall be tamper proof with a slotted or square operator key and shall have an integral vacuum breaker with a standard hose thread and include a cap and chain.
- Design will include a positive shut-off valve located at an accessible (and identified) location to drain hose bib piping system in months when freezing temperatures are expected.
 - Hose bibs shall terminate 30 inches from the finished floor and be protected by a permanent bollard(s).
 - Floor Drains-2' X 2' minimum
 - Ramp Drains-Continuous Trench Drain at base of each ramp, minimum 6 inch pipe.
 - Stairwells and Elevator Shafts - all glass for safety
 - Add-on capability - all future design work should investigate possibility of building the garage with the ability to add additional levels in the future.

2. Surface Lots

- Space sizes and configurations - to be determined by DCP and AEC. All motorcycle pads shall be in concrete.
 - Minimum space sizes are as follows:
 - Faculty Staff - 8.5' x 16'
 - Students - 8' x 16'

- Drive Lanes
 - Two way - 24' minimum
 - One way - 13.5' minimum with angled (60°) parking
 - All spaces to be striped with traffic WHITE non-lead base paint including handicapped spaces (9-30-04).
 - End Islands - painted no concrete.
 - Disabled - number of spaces and marking in accordance with ADA standards with blue symbols.
 - Sign & Sign Standards - See Drawings.
 - Meter Pole Standards - See Drawings.

3. Oil/Grit Separators in Garages

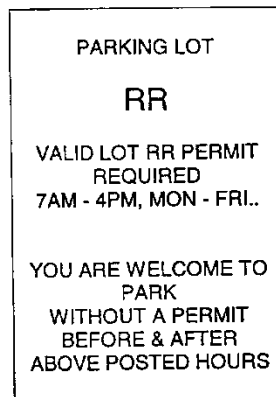
- Typically oil/grit separators would not be included in the storm drain system in garages.
- Instead, an automatic system to recover oil spills or discharges from hydraulic elevator pumps shall be provided whenever the sumps drain by gravity or by a self-activating pump.
- An oil recovery system would not be required in cases where the elevator sump area is manually pumped to the drain system.

Sign Specifications:

PWD (figure 1)

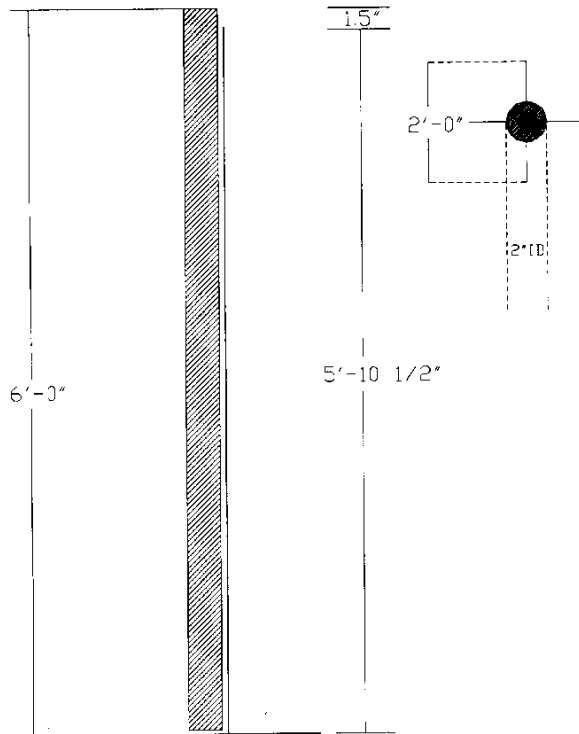


PARKING LOT (figure 2)



- Lot/Space designations and installation locations must be pre-approved by designated Department of Campus Parking Representatives.
- Parking lot signs, Service Parking signs, State Vehicle signs and sign Standards must be procured through the University of Maryland Facilities Management Sign Shop.
- Note: There shall be no addendums.
- **PWD Sign (Figure 1)**
 - PWD Sign Materials - Sign is made of 0.080 Aluminum covered with Handicap Blue high performance (2-mil) vinyl transfer film and legend of white high performance (2-mil) vinyl transfer film baked on
 - PWD Sign Measurements – Sign is 30” x 30” square with rounded corners, mounted on standard with top of sign even with top of standard
 - PWD Sign Contents – Sign shall contain disability emblem, the words “NO STOPPING OR STANDING, TOW-AWAY ZONE AND MIN \$250.00 FINE.”
- **PARKING LOT Sign (Figure 2)**
 - Parking Lot Sign Materials - Sign is made of 13mm White Sintra with red vinyl lettering and border
 - Parking Lot Sign Measurements – Sign is 30” x 48” with square corners, mounted on standard with top of sign even with top of standard
 - Parking Lot Sign Contents – Sign shall contain working as prescribed by DCP to designate Lot number, and all applicable restrictions for specific lot


Meter Pole Specifications:




- The Poles shall be 2" ID Galvanized Pipe 6" long with anti-theft bar of 1/2" rebar or similar material welded the entire length except for the top 1-1/2" to allow for insertion into the meter head.
- The bottom of the pole will have four (4) radials of at least 1" in length and placed at 90 degrees to the post and 90 degrees to each other.
- The posts shall have 2'-0" of length buried in concrete and shall extend 4'-0" above the ground surface.
- The posts shall not be painted.

Sign Standard Specifications:

State Vehicle
Service Only



Lot Signs
PWD Signs



- **Specifications for Standards**
 - Materials:
 - 2" X 2" 11-gauge hot rolled square tubing except for a 1" flat bar support 1'-0" from the bottom of the standard
 - All joints shall be welded to a smooth finish
 - Measurements:
 - Length of the standard is 10'-0", width 2'-0" for special signs (State Vehicle Only and Service), 2.5' for Lot signs.
 - The top section of the special sign standard shall form a 2'-0" x 2'-0" square, the normal standard shall have two top sections each of which will be 2.5' x 2'-0" square
 - PWD signs shall be mounted on Normal Sign Standards
 - Coverings:
 - Standard should be primed and completely finished with Handicap Blue, Gloss Black, or Rhonan White depending upon use
 - Installation:
 - Standard shall be seated in two (2) feet of concrete with eight(8) feet of the standard above ground level